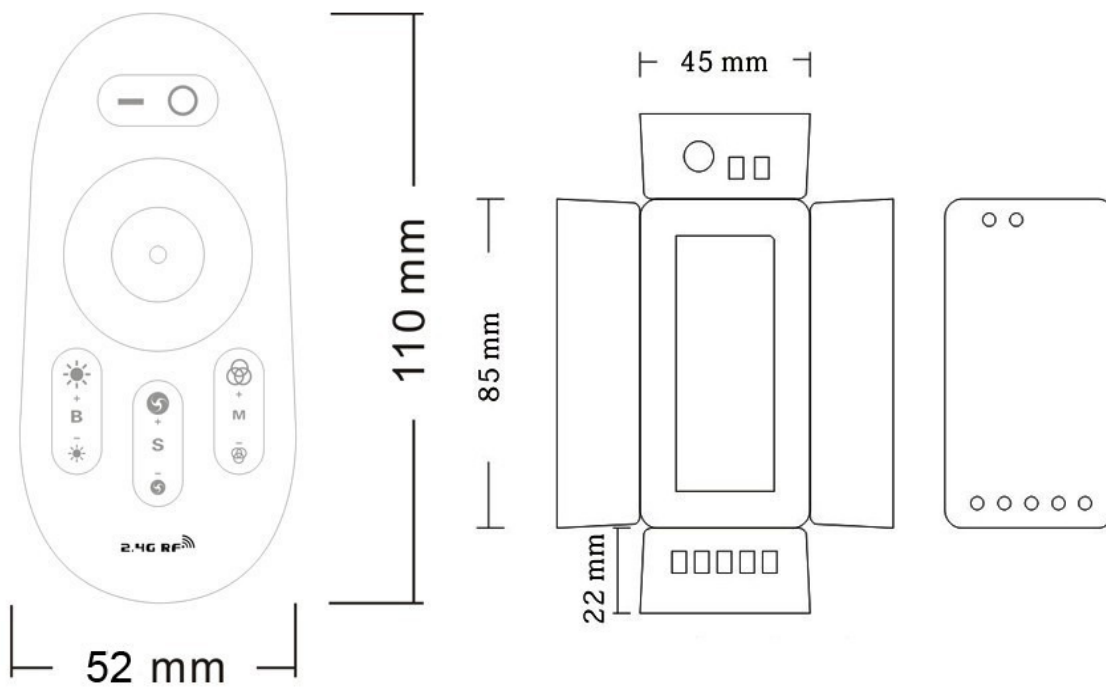




2.4G RGB LED Touching Remote Control System Instruction



Please read the instructions before you use

Instruction

Thanks for buying FUT25C000 led controller series.

One package includes: one controller, one remote control(without battery), one usage instruction. Please contact your supplier if any problems occur before you use.

After-sales service

we claim to offer free maintenance or change new product if any problems occur within one year. The buyer should pay for the maintenance due to unfollowing the instructions even within one year. The maximum duty of our company is to change the product with the same item No. and quantity if any damage occur.

1. Incorrect operation mainly due to unfollowing instructions.
2. Damage caused by uploading, fixing, changing circuit, connecting or changing the chips unprofessionally.
3. Damage caused by shipping, shaking, dropping or water inflowing after buying.
4. Damage caused by natural disasters such as, earthquake, fire, flood, thundering, environmental pollution or abnormal voltage.
5. Damage caused by high temperature, moisture, hazardous chemicals or inappropriate
6. Our products have been updated newly.

Safe instruction

Please follow the instructions to use safely.

 Attention! Operate Carefully! Please read the following tips carefully.

- 1、 Donot install the product in areas with thundering, strong magnetic and high pressures.
- 2、 Make sure the connection is right and firm in case of fire accident caused by short circuit.
- 3、 Please install the controller with ventilation to make sure the temperature is appropriate.
- 4、 Please check whether the input voltage, power supply (constant pressure)
- 5、 Please do not connect the power before connection.
- 6、 Please contact the supplier when problems occur. Don't maintain by yourself.
- 7、 The Instruction is for this Item Only, no notification if any amendments.

I .Product Description

This system is a high-performance RGB LED touching remote controller, adopting the most advanced PWM control technology, controlling all RGB LED products with four lines and three circuits (common anode), owning 640 thousand colors and 20 automatic changing modes.

It is also with the memory function (means the previous settings will be resumed when power on again). Widely used in RGB LED strip lights, LED modules and other LED products.

Owing to the 2.4G high RF wireless remote control technology, it has the characteristics of low power consumption, long distance remote, and strong anti-interference ability, high speed telecommunications, etc.

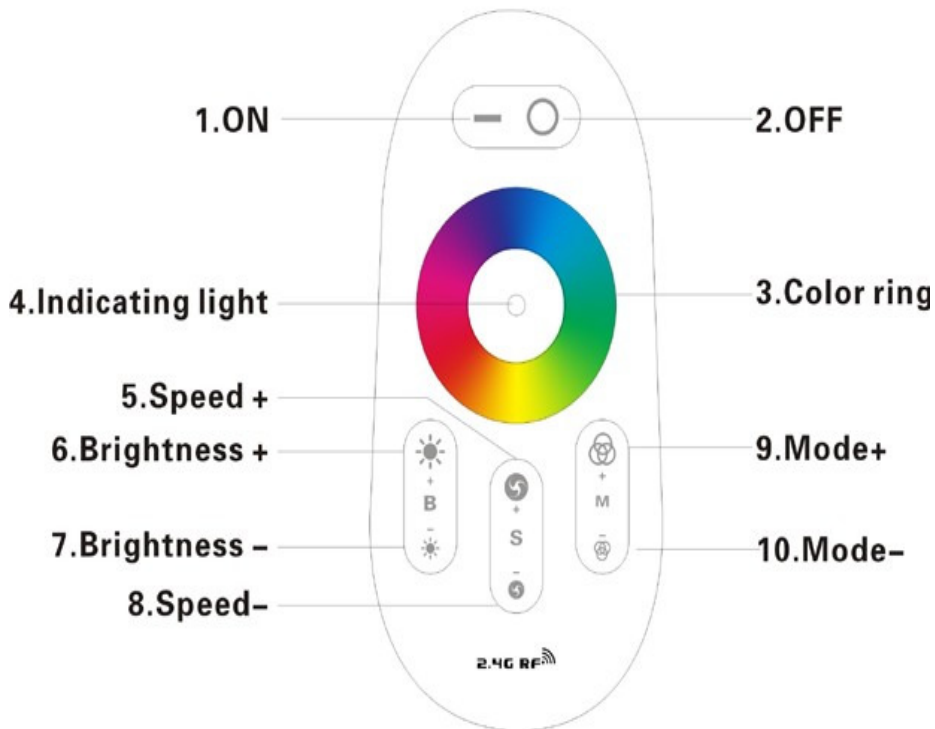
The remote looks fashionable, with simple and practical functions of color changing and brightness dimming, the capacitive touch screen design makes the remote easy to use.

The modular design and easy screwed terminals enable the controller easy to match with all kinds of LED lights.

II. Technical Parameters

	Item	Parameters
Remote	Working Voltage	AAA*2pcs(3V)
	Radio Frequency	2400-2483.5MHz
	Modulate Method	GFSK
	Transmit Power	6db
	Standby Power Consumption	10u
	Remote Distance	20-30m
	Dimension	110×52×18mm
Controller	Working Voltage	DC12-24V
	Max Load Control Current	6A/circuit
	Standby Power Consumption	0.5W
	Output Connection	Common anode
	Dimension	85mm×45mm×22mm

III: Functions of Keys



IV. Program List

Number	Mode	Brightness state	Speed state
1	Static white color	Adjustable	Unadjustable
2	White color gradual changes	Adjustable	Adjustable
3	All colors gradual change	Adjustable	Adjustable
4	Red/green/ blue three colors	Adjustable	Adjustable
5	Seven colors jump to change	Adjustable	Adjustable
6	Three colors jump to change	Adjustable	Adjustable
7	Red/ green jumps to change	Adjustable	Adjustable
8	Red/blue jumps to change	Adjustable	Adjustable
9	Blue/green jumps to change	Adjustable	Adjustable
10	White color frequently blinks	Adjustable	Adjustable
11	White color glitters	Adjustable	Adjustable
12	Red color frequently blinks	Adjustable	Adjustable
13	Red color glitters	Adjustable	Adjustable
14	Green color frequently blinks	Adjustable	Adjustable
15	Green color glitters	Adjustable	Adjustable
16	Blue color frequently blinks	Adjustable	Adjustable
17	Blue color glitters	Adjustable	Adjustable
18	Yellow color frequently blinks	Adjustable	Adjustable
19	Yellow color glitters	Adjustable	Adjustable
20	Circulation mode		

V.Programming(Code Matching and Code Clearing)

Code Matching

For a new kit (remote& controller), the remote can work only when it is programmed to the controller.

Please follow the below instructions:

Confirm correctly connect the power supply, LED controller and LED load. Press key 5 once within 3 seconds when power on again,the light will blink 2 times when it is done.

Code Clearing

The code can be cleared as needed.

The kit (remote and controller) will stay in the original state after code clearing,and it can work when code matching is done.

Please follow the below instructions:

Confirm correctly connect the power supply, LED controller and LED load. Switch off the power, then switch on again, and long press key 5(within 3 seconds)

the moment you see the light is on.The LED light blinks nine times swiftly when it is done.


Attention:

1.The regular product for sale is a kit (remote and controller).

The user can re-programme freely as needed. One remote can control countless controllers, but one controller can only be controlled by four remotes (Max).

2.Please check the battery installation and controller(totally discharge the power), when you programme after switching off and switching on.

VI. Connection:



VII. Attention

1. Please check whether the input voltage of the constant voltage power supply is in accordance with the controller, and please check the connection of both the cathode and anode, otherwise the controller will be broken.
2. Please do not connect wires with power on. Please switch on only when it is in right connection and no short circuit.
3. Please keep your figure off the touching ring when installing the batteries, to improve its sensitivity, and use the remote (3 seconds later) after the installation. Please reinstall the batteries, if the touching ring is found low-sensitivity.
4. Please do not use the controller in the place with widely range metal area or strong electromagnetic wave nearby, otherwise, the remote distance will be seriously affected.

VIII. Package information:

Qty: 1PC
GW: 126g
Size: 130×130×27mm

Caution:

1. Thanks for using 2.4G RGB LED touching remote control system, please read the instruction carefully before using. It states that you have read this instruction and accepted the caution when you start to use.
2. DERUN LIGHTING TECHNOLOGY CO., Ltd reserves the right of final explanation and amendment to the products. Data is subject to change without prior notice

